
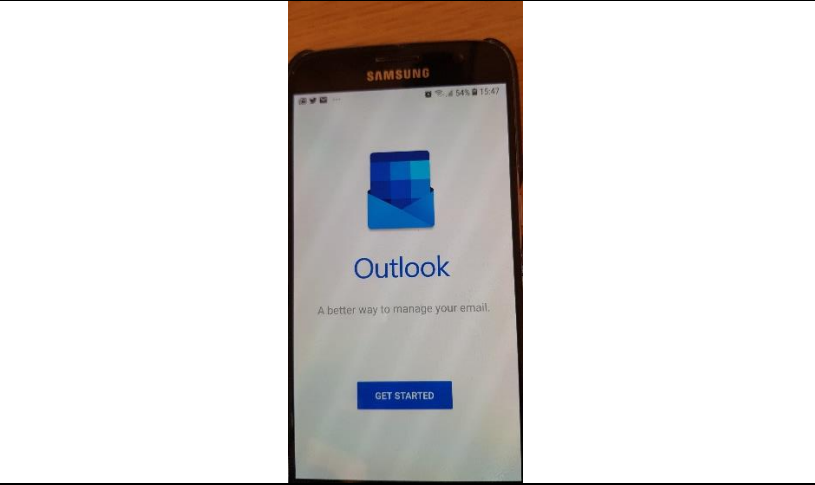
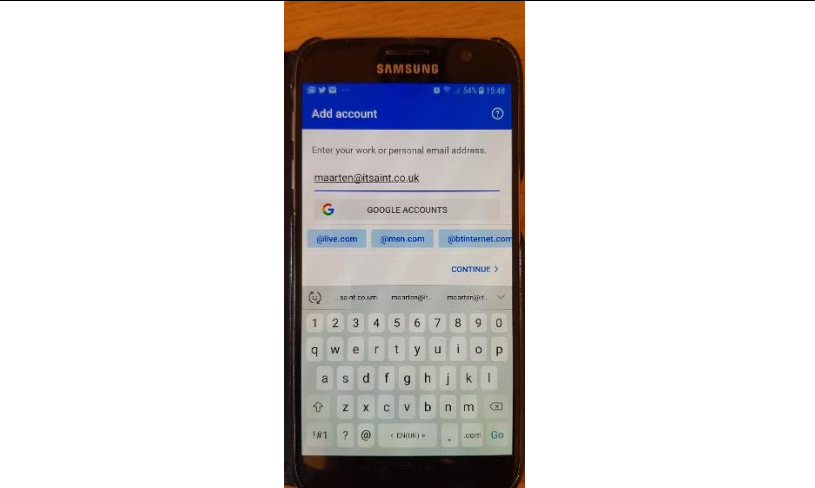


Additional instructions for setting up Outlook on an Android device (Tablet)

Follow these steps to configure the Outlook app in your stanwaypc folder. If you still have trouble please email Support at Helpme@theitsaint.co.uk

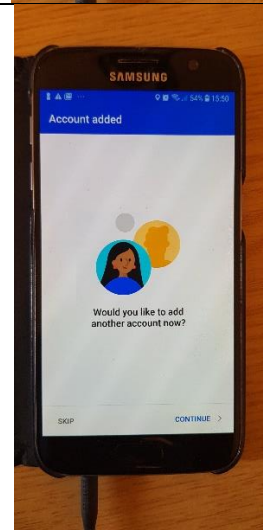
| | |
|---|--|
| <p>Click on outlook icon to open</p> |  |
| <p>Click on "Get Started"</p> |  |
| <p>Enter your (Stanwaypc.org.uk email address and click on "Continue"</p> |  |

Additional instructions for setting up Outlook on an Android device (Tablet)

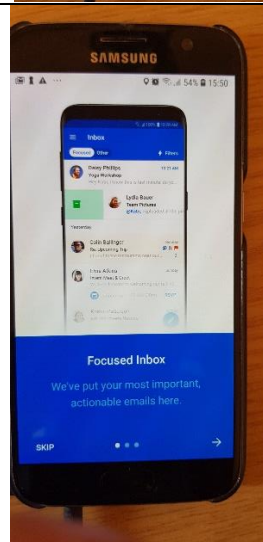
Enter your Office365 password and click on “Sign in”



Click on “Skip “



Click Right Arrow 3 times and then click on the Tick to complete



Additional instructions for setting up Outlook on an Android device (Tablet)

This will set up your outlook app on the tablet and emails will start to appear here shortly

